

Atomic pair distribution function (PDF) analysis:
What, When, Why, How?

S.J.L. Billinge

Department of Physics and Astronomy,
Michigan State University

- PDF: what, when, why, how
- Software Projects and Software Engineering
 - DANSE project
- Some provocative remarks

<http://nirt.pa.msu.edu/>


<http://nirt.pa.msu.edu/>

PDF: why?

- When your crystals have defects that you care about
 - “Crystals are like people, it is their defects that make them interesting” (attributed to F. C. Franck)
 - Defects can be static, dynamic (phonons), chemical disorder, displacive disorder...
- When your crystals aren't crystals at all
 - Short-range order only (glasses, liquids)
 - Intermediate range order (nanoparticles, nanocrystallinity)
- Extracting this information is
 - Important
 - Difficult
 - Not crystallography (by definition, defects break periodicity), though MANY crystallographic concepts are fundamentally useful
 - “The nanostructure problem”

<http://nirt.pa.msu.edu/>

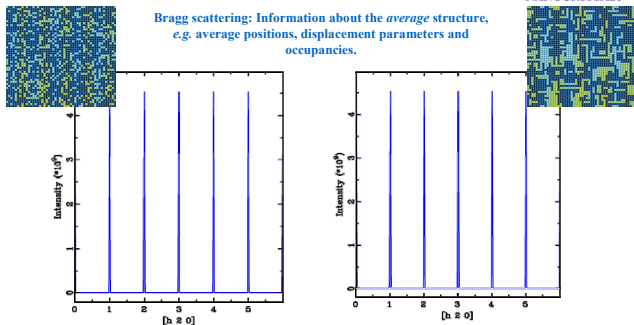
PDF: what



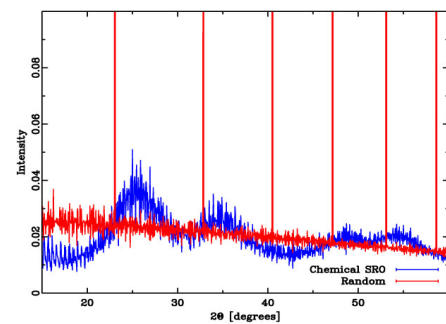
Cross section of 50x50x50 unit cell model crystal with 70% black atoms and 30% vacancies!
Thanks to Thomas Proffen for the simulations!

<http://nirt.pa.msu.edu/>

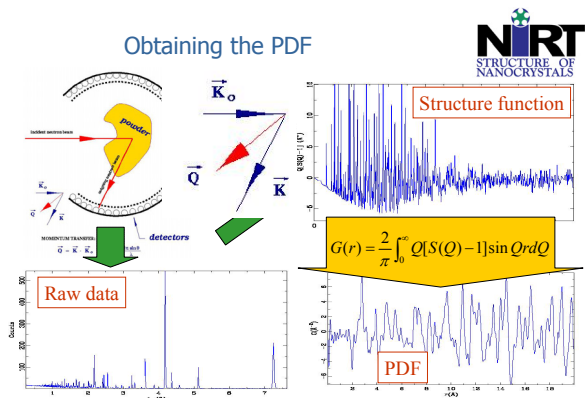
Bragg peaks are blind ..



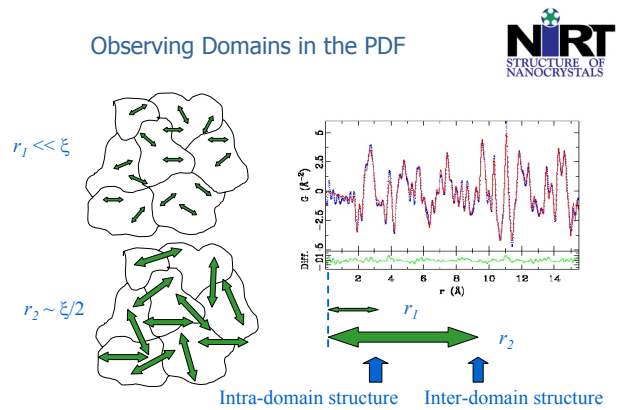
<http://nirt.pa.msu.edu/>



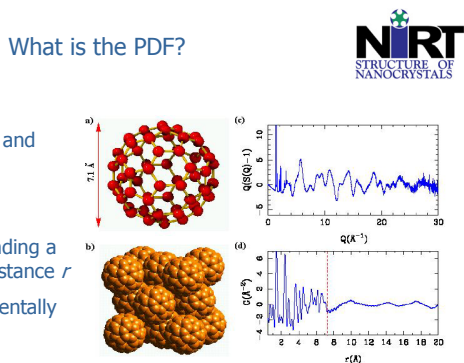
<http://nirt.pa.msu.edu/>



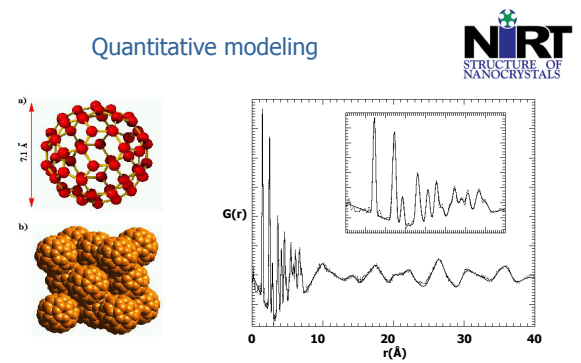
<http://nirt.pa.msu.edu/>



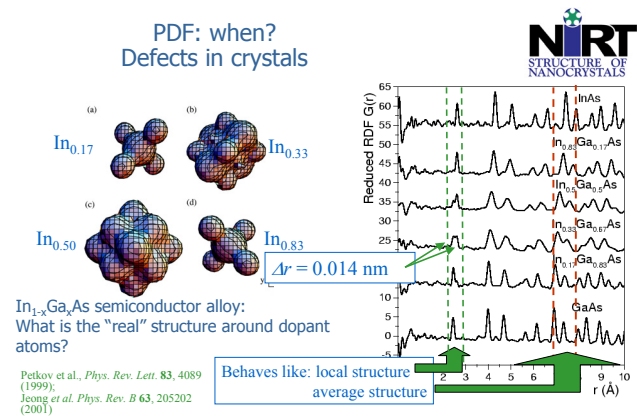
<http://nirt.pa.msu.edu/>



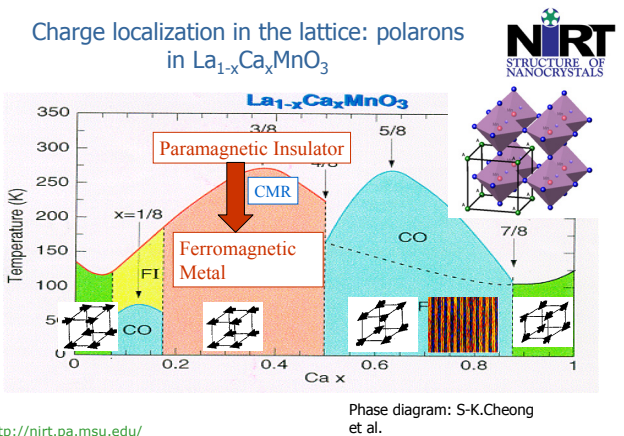
<http://nirt.pa.msu.edu/>



<http://nirt.pa.msu.edu/>

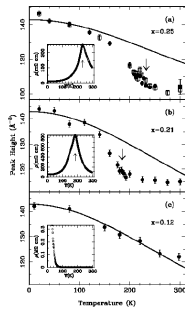


<http://nirt.pa.msu.edu/>

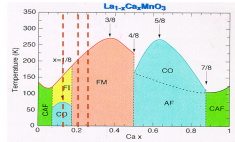


<http://nirt.pa.msu.edu/>

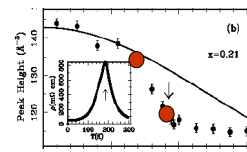
MI(T) transition is polaronic localization-delocalization transition



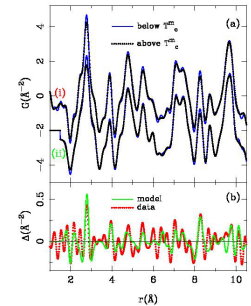
- PDF peaks are broad and low when polarons are present
- PDF peaks are narrow and sharp when polarons are absent
- SJLB *et al*, Phys. Rev. Lett. 77, 715 (1996).



What do the polarons look like?



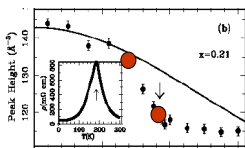
- How does the local structure change on going through the MI transition?



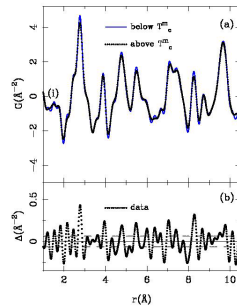
<http://nirt.pa.msu.edu/>

<http://nirt.pa.msu.edu/>

What do the polarons look like?



- How does the local structure change on going through the MI transition?
- Software for Data Transformations: corollary to Kevin Cowtan's talk yesterday


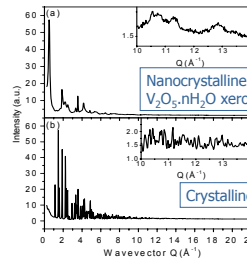


<http://nirt.pa.msu.edu/>

PDF when? When your chemistry colleagues give you muck like this:



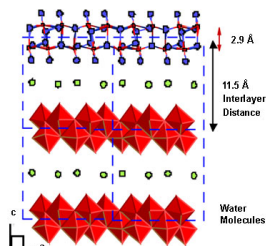
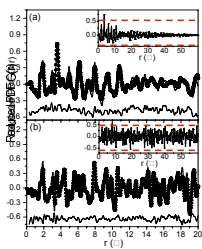
- Nanocrystalline materials:



- Samples from the group of Mercuri Kanatzidis, MSU Chemistry

<http://nirt.pa.msu.edu/>


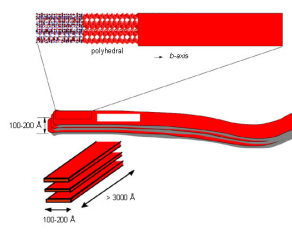
Structure of xerogel



- Xerogel has bilayers of edge-shared VO₆ octahedra separated by water molecules
- Notice loss in peak amplitude above 11.5 Å => turbostratic disorder

<http://nirt.pa.msu.edu/>

"Nanostructure" in the xerogel

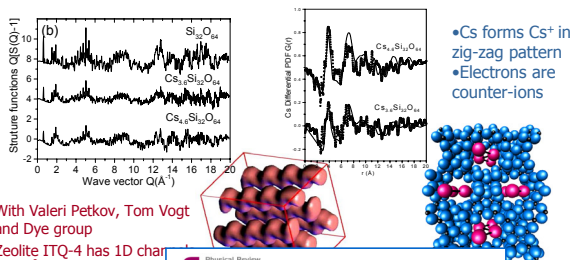


- Turbostratic disorder seen in the PDF consistent with bent and tangle fibres

V. Petkov, et al., *J. Am. Chem. Soc.* 121, 10157 (2002).

<http://nirt.pa.msu.edu/>

Structure of intercalants: inorganic electrider

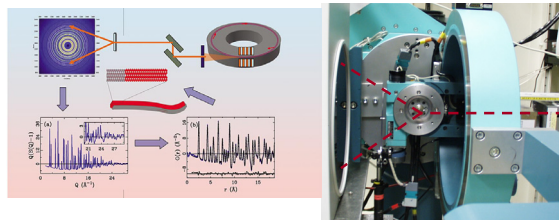


- With Valeri Petkov, Tom Vogt and Dye group
- Zeolite ITQ-4 has 1D channels of ~7Å diameter
- Cs is intercalated
- X-ray data from NSLS-X7A

Physical Review
Focus Focus Archive PDB Index Image Index Focus Search
 Previous Story Next Story January-June 2002 Archive
 Phys. Rev. Lett. **89**, 075502
 (one issue of 12 August 2002)
 Title and Authors
29 July 2002
Close-Up of Atomic Cave-Dwellers

<http://nirt.pa.msu.edu/>

RAPDF Geometry



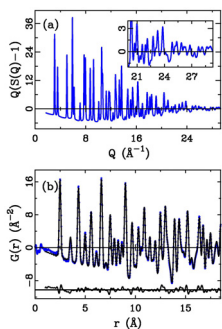
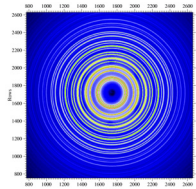
<http://nirt.pa.msu.edu/>

Rapid Acquisition PDFs



Fast x-ray PDFs

- Four orders of magnitude decrease in data collection time!
- Nickel data, 1s collection time, Q_{max} 28 Å⁻¹
- Developed in collaboration with Xiangyun Qiu, Pete Chupas, Jon Hanson, Peter Lee and Clare Grey



<http://nirt.pa.msu.edu/>

Computational issues: A Brief History of PDF



- Pieter Debye, 1912:

$$I = \sum_n \sum_m f_m f_n^* \frac{\sin qr_{mn}}{qr_{mn}}$$

- Fritz Zernike and Jon Prins, 1927:

$$4\pi r^2 \rho(r) = 4\pi r^2 \rho_a + \frac{2r}{\pi} \int_0^\infty qi(q) \sin qrdq$$



<http://nirt.pa.msu.edu/>

History

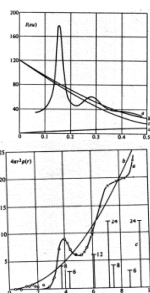


Debye and Menke, Z. Phys. (1930)

PDFs of mercury

Tarasov, L. P., and Warren, B. E., (1936) *J. Chem. Phys.*, **4**, 236.

X-ray PDFs of molten sodium



<http://nirt.pa.msu.edu/>

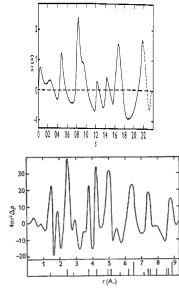
History of PDF



- Early 1930's
 - Computer: slide rule
 - Time to Fourier transform: few days
 - Time to paper: 6 months

<http://nirt.pa.msu.edu/>

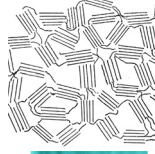
History



Disordered Carbon

Warren, B. E., (1934) *J. Chem. Phys.* **2**, 551.

Franklin R. E. (1950) *Acta Crystallogr.* **3**, 107
 Franklin R. E. (1951) *Proc. R. Soc. London A.* **209**, 196



<http://nirt.pa.msu.edu/>

History of PDF



- 1930's
 - Computer: slide rule
 - Time to Fourier transform: few days
 - Time to paper: 6 months
- 1950's
 - Computer: Beavers Lipson strips + pen + paper
 - Time to Fourier transform: "The whole procedure is very simple and it is readily performed in three or four hours"-B.E. Warren
 - Time to paper: 6 months

<http://nirt.pa.msu.edu/>

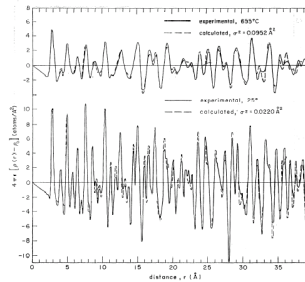
Beavers Lipson strips



Gould BCA newsletter

<http://nirt.pa.msu.edu/>

History



PDFs from crystalline Aluminum

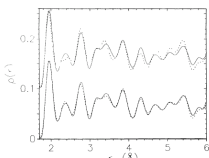
R. R. Fessler, Roy Kaplow and B. L. Averbach, *Phys. Rev.* **150**, 34 (1966).

First use of Reverse-Monte-Carlo refinement

Kaplow R, Rowe, T. A. and Averbach, B. L. (1968), *Phys. Rev.* **168**, 1068.


<http://nirt.pa.msu.edu/>

20 years later...



Combine Monte-Carlo modelling with crystalline PDFs to get real, quantitative, local structural information: the first such paper was on TI high-Tc superconductors

B. H. Toby, T. Egami, J. D. Jorgensen, and M. M. Perlman, *Phys. Rev. Lett.* **64**, 2414-0 (1990)



And yet 10 years on Brian's still confused about the subject

<http://nirt.pa.msu.edu/>

History of PDF



- 1930's
 - Computer: slide rule
 - Time to Fourier transform: few days
 - Time to paper: 6 months
- 1950's
 - Computer: Beavers Lipson strips + pen + paper
 - Time to Fourier transform: "The whole procedure is very simple and it is readily performed in three or four hours"-B.E. Warren
 - Time to paper: 6 months
- 1980's
 - Computer: DEC microvax
 - Time to Fourier transform: ~15 mins.
 - Time to paper: 6 months

<http://nirt.pa.msu.edu/>

PDF of crystals: the early days



- Microvax: 16Mb memory, 100Mb hard drive
- PDFvax: 6 students, 2 postdocs, no crashes
- Picture credit: Tom Carlson
Location: Williamsburg, VA
- Well, my employer was re-modeling the basement and they were going to **throw it out!** Look at it! Would you let them just toss it! I think not. (And to think, they kept the AS/400! What were they thinking?) So I somehow wedged both towers into my Volkswagen and went to pick up my wife at her work. I could tell you what she said, but I like schools to be able to link to here.

<http://nirt.pa.msu.edu/>

History of PDF



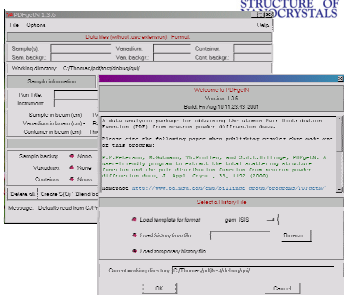
- 1930's
 - Computer: slide rule
 - Time to Fourier transform: few days
 - Time to paper: 6 months
- 1950's
 - Computer: Beavers Lipson strips + pen + paper
 - Time to Fourier transform: "The whole procedure is very simple and it is readily performed in three or four hours"-B.E. Warren
 - Time to paper: 6 months
- 1980's
 - Computer: DEC microvax
 - Time to Fourier transform: ~15 mins.
 - Time to paper: 6 months
- 2000's
 - Computer: 1.5GHz Pentium PC
 - Time to Fourier transform: <1 second
 - Time to paper: 6 months

<http://nirt.pa.msu.edu/>

PDF how: Data Analysis software



- E.g., PDFgetN, PDFgetX2. Available from ccp14 and:
 - <http://www.ccp14.ac.uk/>
 - <http://nirt.pa.msu.edu/>
- Graphical user interface & integrated plotting.
- Supports most TOF neutron powder file formats.
- Records all processing parameters as part of output files G(r) and S(Q).
- Runs on Windows 95/98/NT/2000 and UNIX
- Legacy code, wrapped by Pete Peterson and Thomas Proffen



Peterson et al., *J. Appl. Cryst.* **33**, 1192 (2000)

<http://nirt.pa.msu.edu/>

Modelling software, e.g., PDFFIT – real space Rietveld ..



- Program features
 - Controlled by FORTRAN style command language including loops and IF statements.
 - User defined relation between parameters and refinement variables.
 - Multiple structural phases supported.
 - Multiple data sets (neutron and X-ray) supported.
 - Interfaces with DISCUS, KUPLOT and ATOMS.
 - Available from ccp14 and:
 - <http://www.totalscattering.org>
 - Online help function.



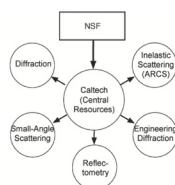
<http://nirt.pa.msu.edu/>

- Technical information
 - UNIX or Windows operating system.
 - Binary or source code distribution.
 - Written in FORTRAN-77 (and some C).
 - Written by Thomas Proffen after an earlier effort by Simon Billinge

What is DANSE?



- It stands for Distributed Data analysis for neutron scattering experiments
- It is a software proposal for \$13M to the NSF
- It has received one year of design funding (~\$1M)
- There will be a funding decision for construction funding in November
- Lead PI's Michael Aivasis and Brent Fultz (Caltech)

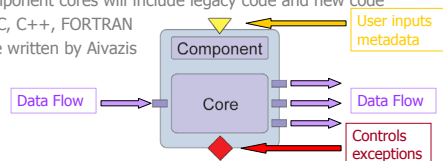


<http://nirt.pa.msu.edu/>

DANSE basic philosophy

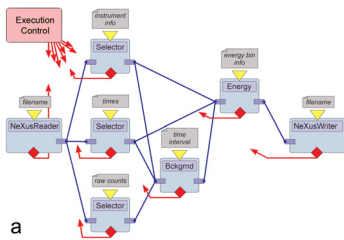


- Software Component architecture design
 - Maintainable, extensible, reusable code
- Framework is Pyre, python based wrappers that will support distributed computing and data-streaming
 - Combines speed of compiled languages (component cores) with flexibility of scripting languages (python)
 - Component cores will include legacy code and new code
 - C, C++, FORTRAN
 - Pyre written by Aivasis



<http://nirt.pa.msu.edu/>

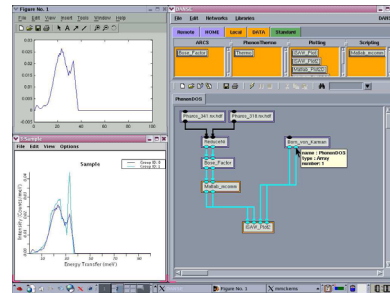
Applications are networks of components



- Schematic of an application to produce an energy spectrum from inelastic scattering tof neutron data
- Components themselves can be nested
- Framework handles things such as exceptions and validation of inputs

<http://nirt.pa.msu.edu/>

Cobra/Viper GUI



- GUI is obsolete, but gives an idea of how this can work
- Directories reside on different computers, components are dragged and dropped onto the desktop and wired together
- Users interact with the software on different levels: novice, senior scientist, component developer, framework maintainer/developer
- Cobra/Viper and independent development

<http://nirt.pa.msu.edu/>

Provocative remark 1: Inheritance, code design and UML



- Scientific Programs are algo-centric
 - Start with the algorithm, build out
- Commercial software is user-centric
 - Need to sell the software
 - Need to figure out what the people will buy
 - Need to build that
- Determining "Use Cases" is the business of finding out what people want and how they will use the code
- Once you have that, you build the code to deliver what is wanted
- UML diagrams can help

<http://nirt.pa.msu.edu/>

Provocative remark 2: Inheritance, code design and UML



```

If __name__ == '__main__':
    ...
    greatData1=science.getdata(student1)
    greatResults1=science.analyzeData(student1,
    greatData1)
    Nature=science.writePaper(student1,greatRes
    ults1)
    ...
    Science=science.writePaper(student1,greatRe
    sults3)
    ...
    greatData4=science.getdata(student2)
    greatResults4=science.analyzeData(student2,
    greatData4)
    PRL=science.writePaper(student2,
    greatResults4)

    simonRich=rewards.payraise(simon)
    simonFamous=prize.nobel(simon)
    
```

<http://nirt.pa.msu.edu/>

Inheritance, code design and UML

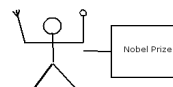


```

Class Science()
    def __init__()
    def getData()
    def analyzeData()
    def writePaper()
    def giveTalk()
Class rewards(science)
    def __init__()
    def payRaise()
Class Prize(rewards)
    def __init__()
    def thesis()
    def nobel()
    def knighthood()
    
```

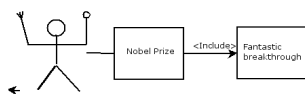
<http://nirt.pa.msu.edu/>

What can UML do for us?



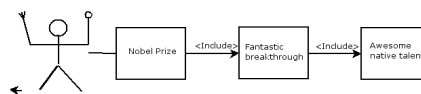
<http://nirt.pa.msu.edu/>

What can UML do for us?



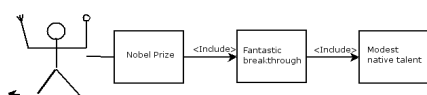
<http://nirt.pa.msu.edu/>

What can UML do for us?



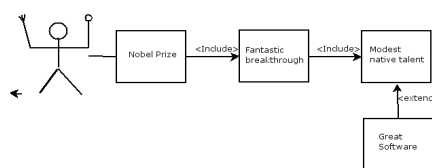
<http://nirt.pa.msu.edu/>

What can UML do for us?



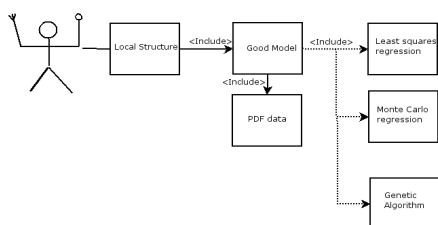
<http://nirt.pa.msu.edu/>

What can UML do for us?



<http://nirt.pa.msu.edu/>

What can UML do for us?



<http://nirt.pa.msu.edu/>

Summary




- **PDF: what, when, why, how**
 - Disorder in crystals
 - Nanocrystals, nanoparticles and nanostructured materials
- **Software Projects and Software Engineering**
 - Component architectures
 - DANSE project
- **Some provocative remarks**

Useful introductory paper:
 S. J. L. Billinge and M. G. Kanatzidis **Beyond crystallography: the study of disorder nanocrystallinity and crystallographically challenged materials**, *Chem. commun.*, 749-760 (2004).

<http://nirt.pa.msu.edu/>


Useful book



<http://nirt.pa.msu.edu/>

<http://nirt.pa.msu.edu/>

Acknowledgements



- Thomas Proffen (former post-doc, now LANL)
- Pete Peterson (former student, now ORNL)
- Pavol Juhas (current post-doc)
- Valeri Petkov (former post-doc, now at CMU)
- Xiangyun Qiu (former student, now at Cornell)
- Mike Thorpe (ASU), Valentin Levashov, Ming Lei
- Groups of Mercouri Kanatzidis, Jim Dye and Tom Pinnavaia
- Tom Vogt
- Pete Chupas, Jon Hanson, Peter Lee and Clare Grey
- **Facilities:**
 - APS, CHESS, NSLS (and people therein)
 - MLNSC, ISIS, IPNS (and people therein)
- **Funding:** NSF-DMR 0304349, NSF-DMR 0075149, CHE-0211029, DOE-DE-FG02-97ER45651



<http://nirt.pa.msu.edu/>